January 23, 2014

PDEx TRADE VOLUME TRENDS
Philippine Dealing & Exchange Corp. (PDEx)
(in million pesos)

	Today	Previous Day	Week Ago	Month Ago
	01/23/14	01/22/14	01/16/14	12/23/13
T-BILL	848.43	146.57	4.14	0.00
FXTN	8,800.82	7,509.63	6,278.94	4,961.61
RTB	4,907.60	3,925.74	3,906.53	1,047.82
SPTB	0.00	0.00	0.00	0.00
ZCB	0.00	0.00	0.00	0.00
AC	4.00	2.00	2.00	0.00
AEV	1.00	0.85	0.00	0.10
ALI	1.48	0.00	0.00	5.00
BB2SPT	0.00	0.00	0.00	0.00
EDC	4.30	3.28	8.00	0.00
FLI	10.35	0.00	0.10	0.00
FMIC	0.98	0.00	4.00	0.00
GLO	0.00	0.00	3.50	0.00
GTCAP	0.00	0.00	4.00	2.55
JGS	26.00	8.10	0.00	0.00
MEG	0.00	0.00	0.00	0.00
MER	1.00	0.00	24.98	0.00
PSALM	28.66	0.00	3.00	0.00
RLC	6.50	0.00	0.00	0.00
ROCK	0.00	0.00	0.00	0.00
SM	1.37	0.00	70.02	0.00
SMB	1.00	6.82	3.00	0.00
TDI	0.00	0.00	0.00	0.00
MBT	0.00	0.00	0.00	0.00
RCBC	0.00	0.00	0.00	0.00
UCPB	0.00	0.00	0.00	0.00
TOTAL PHP VOLUME	**14,643.47**	**11,602.98**	**10,312.20**	**6,017.08**
MRTB (in $)	0.00	0.00	0.00	0.00
ODB (in $)	0.00	0.00	0.02	0.00
TOTAL USD VOLUME	**0.00**	**0.00**	**0.02**	**0.00**

PDST-F FIXING RATES
Philippine Dealing & Exchange Corp. (PDEx)
Thursday, January 23, 2014

Tenor		Today	Previous Day	+/-	Week Ago	+/-	Month Ago	+/-
		01/23/14	01/22/14		01/16/14		12/23/13	
1M		0.9938	1.0000	-0.0062	0.9917	0.0021	0.3896	0.6042
3M		0.9938	1.0000	-0.0062	0.9896	0.0042	0.4708	0.5230
6M		1.8312	1.8417	-0.0105	1.8875	-0.0563	0.5708	1.2604
1Y		2.0562	2.0688	-0.0126	2.0521	0.0041	0.9229	1.1333
2Y		3.1979	3.2250	-0.0271	3.2604	-0.0625	2.4021	0.7958
3Y		3.3979	3.3458	0.0521	3.3354	0.0625	2.7708	0.6271
4Y		3.8521	3.9813	-0.1292	3.8604	-0.0083	3.2833	0.5688
5Y		4.1458	4.2042	-0.0584	4.0896	0.0562	3.6292	0.5166
7Y		4.2350	4.2479	-0.0129	4.2375	-0.0025	3.6146	0.6204
10Y		4.2938	4.3021	-0.0083	4.2938	0.0000	3.7242	0.5696
20Y		5.3917	5.3917	0.0000	5.3167	0.0750	4.8750	0.5167
25Y		5.8083	5.7958	0.0125	5.6792	0.1291	5.4583	0.3500

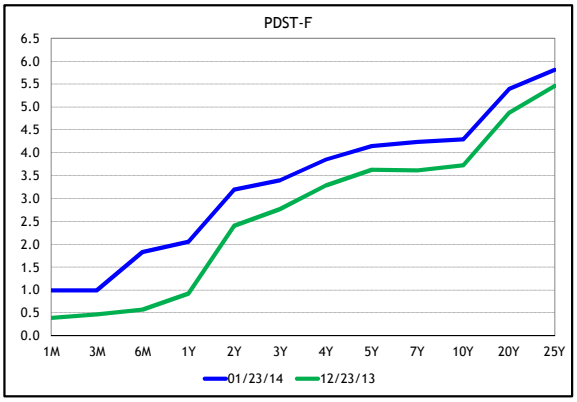

PDST-R1 (AM)
Philippine Dealing & Exchange Corp. (PDEx)
Thursday, January 23, 2014

Tenor		Today	Previous Day	+/-	Week Ago	+/-	Month Ago	+/-
		01/23/14	01/22/14		01/16/14		12/23/13	
1M		0.8000	0.8000	0.0000	0.8000	0.0000	0.2250	0.5750
3M		0.8000	0.8000	0.0000	0.8000	0.0000	0.3000	0.5000
6M		1.6500	1.6500	0.0000	1.7000	-0.0500	0.4000	1.2500
1Y		1.8750	1.1273	0.7477	1.8750	0.0000	0.7500	1.1250
2Y		2.8750	2.8750	0.0000	2.8750	0.0000	2.1000	0.7750
3Y		3.0000	3.0000	0.0000	3.0000	0.0000	2.4000	0.6000
4Y		3.6250	3.7500	-0.1250	3.6250	0.0000	3.0000	0.6250
5Y		3.3750	3.5000	-0.1250	3.3750	0.0000	3.2000	0.1750
7Y		3.9500	3.9500	0.0000	3.9500	0.0000	3.3500	0.6000
10Y		4.1031	4.0420	0.0611	3.9265	0.1766	3.4500	0.6531
20Y		5.1000	5.1000	0.0000	5.0000	0.1000	4.6250	0.4750
25Y		5.5028	5.6672	-0.1644	5.3293	0.1735	5.3000	0.2028

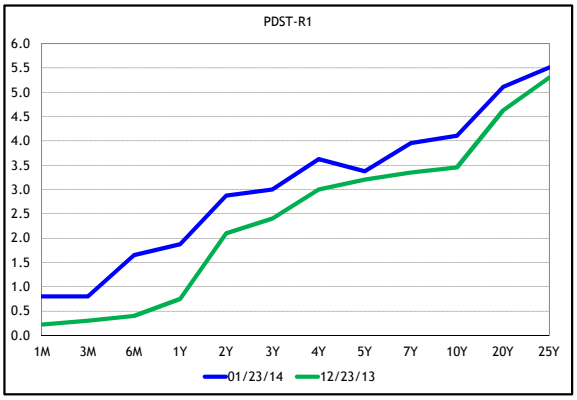

PDST-R2 (PM)
Philippine Dealing & Exchange Corp. (PDEx)
Thursday, January 23, 2014

Tenor		Today	Previous Day	+/-	Week Ago	+/-	Month Ago	+/-
		01/23/14	01/22/14		01/16/14		12/23/13	
1M		0.8000	0.8000	0.0000	0.8000	0.0000	0.2250	0.5750
3M		0.8000	0.8000	0.0000	0.8000	0.0000	0.3000	0.5000
6M		1.6500	1.6500	0.0000	1.6750	-0.0250	0.4000	1.2500
1Y		1.1824	1.1272	0.0552	1.8500	-0.6676	0.7500	0.4324
2Y		3.0000	2.7000	0.3000	2.2886	0.7114	2.0250	0.9750
3Y		2.6923	2.7749	-0.0826	2.7750	-0.0827	2.3500	0.3423
4Y		3.6250	3.6000	0.0250	3.2450	0.3800	2.9500	0.6750
5Y		3.3750	3.4432	-0.0682	3.3750	0.0000	3.1500	0.2250
7Y		3.9500	3.9250	0.0250	3.9500	0.0000	3.3500	0.6000
10Y		4.1063	4.0672	0.0391	3.9170	0.1893	3.6791	0.4272
20Y		5.1000	5.1000	0.0000	5.0000	0.1000	4.7418	0.3582
25Y		5.4789	5.6164	-0.1375	5.4975	-0.0186	5.2169	0.2620

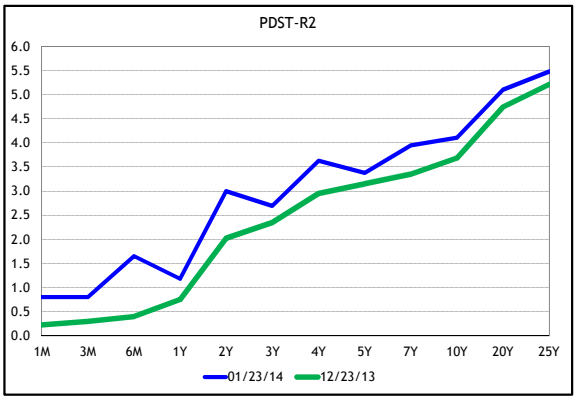

FOOTNOTE: PDST-F are the calculated average of the best 60% of firm BID rates posted by designated market-making banks for the 12 benchmark tenors at 11:15am daily.
PDST-R1 Benchmarks are calculated from the weighted average yields of done transactions or best firm bid rates as the case may be for the 12 benchmark tenors at 11:15am daily.
PDST-R2 Benchmarks are calculated from the weighted average yields of done transactions or best firm bid rates as the case may be for the 12 benchmark tenors at 4:15 PM daily.