



GT CAPITAL
HOLDINGS, INCORPORATED

January 15, 2019



Philippine Dealing & Exchange Corporation
37th Floor, Tower 1, The Enterprise Center
6766 Ayala Avenue corner Paseo de Roxas
Makati City

Attention: Ms. Paula Beatrice A. Bueno
OIC - Issuer Compliance and Disclosure Department (ICDD)

Gentlemen,

Please see the attached disclosures of GT Capital Holdings, Inc.

Very truly yours,


RENEE LYNN MICIANO-ATIENZA 
VP/Head, Legal and Compliance Department

BENEFICIAL OWNER REPORT

Company Code - GTCAP0000 & Company Name - GT CAPITAL HOLDINGS, INC.

Business Date: December 28, 2018

BPNAME	HOLDINGS
UPCC SECURITIES CORP.	26,121
A & A SECURITIES, INC.	11,662
ABACUS SECURITIES CORPORATION	134,968
PHILSTOCKS FINANCIAL INC	12,846
A. T. DE CASTRO SECURITIES CORP.	15,866
ALPHA SECURITIES CORP.	569
BA SECURITIES, INC.	1,976
AP SECURITIES INCORPORATED	57,782
ANSALDO, GODINEZ & CO., INC.	16,888
AB CAPITAL SECURITIES, INC.	51,600
SARANGANI SECURITIES, INC.	28,998
SB EQUITIES, INC.	172,648
ASIA PACIFIC CAPITAL EQUITIES & SECURITIES CORP.	258
ASIASEC EQUITIES, INC.	5,920
ASTRA SECURITIES CORPORATION	12,092
CHINA BANK SECURITIES CORPORATION	2,389
BELSON SECURITIES, INC.	11,500
B. H. CHUA SECURITIES CORPORATION	10,746
JAKA SECURITIES CORP.	265
BPI SECURITIES CORPORATION	348,042
CAMPOS, LANUZA & COMPANY, INC.	15,600
SINCERE SECURITIES CORPORATION	200
CENTURY SECURITIES CORPORATION	31,608
BDO NOMURA SECURITIES INC	39,375
CITISECURITIES, INC.	2,143
VSEC.COM, INC.	558
TRITON SECURITIES CORP.	4,950
IGC SECURITIES INC.	49,977
CUALOPING SECURITIES CORPORATION	1,106
DBP-DAIWA CAPITAL MARKETS PHILPPINES, INC.	4,153
DAVID GO SECURITIES CORP.	28,286
DIVERSIFIED SECURITIES, INC.	3,454
E. CHUA CHIACO SECURITIES, INC.	15,883
EAST WEST CAPITAL CORPORATION	6,727
EASTERN SECURITIES DEVELOPMENT CORPORATION	31,277
EQUITIWORLD SECURITIES, INC.	621
EVERGREEN STOCK BROKERAGE & SEC., INC.	49,332
FIRST ORIENT SECURITIES, INC.	4,287
FIRST INTEGRATED CAPITAL SECURITIES, INC.	22,133
F. YAP SECURITIES, INC.	4,445
AURORA SECURITIES, INC.	13,041
GLOBALINKS SECURITIES & STOCKS, INC.	14,596
JSG SECURITIES, INC.	5,164
GOLDSTAR SECURITIES, INC.	3,062
GUILD SECURITIES, INC.	1,033
HDI SECURITIES, INC.	10,029
H. E. BENNETT SECURITIES, INC.	528

BPNAME	HOLDINGS
I. B. GIMENEZ SECURITIES, INC.	4,287
INVESTORS SECURITIES, INC,	40,440
IMPERIAL,DE GUZMAN,ABALOS & CO.,INC.	2,458
INTRA-INVEST SECURITIES, INC.	7,094
J.M. BARCELON & CO., INC.	600
VALUE QUEST SECURITIES CORPORATION	7,140
STRATEGIC EQUITIES CORP.	3,204
LITONJUA SECURITIES, INC.	49,870
LOPEZ, LOCSIN, LEDESMA & CO., INC.	2,690
LUCKY SECURITIES, INC.	17,610
LUYS SECURITIES COMPANY, INC.	367
MANDARIN SECURITIES CORPORATION	59
COL Financial Group, Inc.	833,996
DA MARKET SECURITIES, INC.	1,293
MERCANTILE SECURITIES CORP.	3,327
MERIDIAN SECURITIES, INC.	6,703
MDR SECURITIES, INC.	11,872
DEUTSCHE REGIS PARTNERS, INC.	6,930
MOUNT PEAK SECURITIES, INC.	207
NEW WORLD SECURITIES CO., INC.	764
OPTIMUM SECURITIES CORPORATION	4,246
RCBC SECURITIES, INC.	52,577
PAN ASIA SECURITIES CORP.	1,259
PAPA SECURITIES CORPORATION	76,168
MAYBANK ATR KIM ENG SECURITIES, INC.	66,833
PLATINUM SECURITIES, INC.	69,775
PNB SECURITIES, INC.	10,303
PREMIUM SECURITIES, INC.	1,456
SALISBURY BKT SECURITIES CORPORATION	1,250
QUALITY INVESTMENTS & SECURITIES CORPORATION	34,642
R & L INVESTMENTS, INC.	929
ALAKOR SECURITIES CORPORATION	2,638
R. COYIUTO SECURITIES, INC.	9,926
REGINA CAPITAL DEVELOPMENT CORPORATION	20,090
R. NUBLA SECURITIES, INC.	189,456
R. S. LIM & CO., INC.	19,509
RTG & COMPANY, INC.	7,427
S.J. ROXAS & CO., INC.	1,314
SECURITIES SPECIALISTS, INC.	100
FIDELITY SECURITIES, INC.	1,485
SUMMIT SECURITIES, INC.	7,393
STANDARD SECURITIES CORPORATION	45,191
TANSENGCO & CO., INC.	9,083
THE FIRST RESOURCES MANAGEMENT & SECURITIES CORP.	29,389
TOWER SECURITIES, INC.	15,243
APEX PHILIPPINES EQUITIES CORPORATION	26,037
TRI-STATE SECURITIES, INC.	29,303
UCPB SECURITIES, INC.	34,042
VENTURE SECURITIES, INC.	2,845
FIRST METRO SECURITIES BROKERAGE CORP.	739,780
WEALTH SECURITIES, INC.	387,951
WESTLINK GLOBAL EQUITIES, INC.	344
WONG SECURITIES CORPORATION	620

BPNAME	HOLDINGS
YAO & ZIALCITA, INC.	13,523
YU & COMPANY, INC.	28,881
BDO SECURITIES CORPORATION	196,834
EAGLE EQUITIES, INC.	21,619
GOLDEN TOWER SECURITIES & HOLDINGS, INC.	1,173
SOLAR SECURITIES, INC.	57,714
G.D. TAN & COMPANY, INC.	1,733
CLSA PHILIPPINES, INC.	5,145
PHILIPPINE EQUITY PARTNERS, INC.	8,118
UNICAPITAL SECURITIES INC.	6,740
SunSecurities, Inc.	2,633
COHERCO SECURITIES, INC.	207
KING'S POWER SECURITIES, INC.	6,889
TIMSON SECURITIES, INC.	75
BANCO DE ORO - TRUST BANKING GROUP	811,968
BANK OF COMMERCE - TRUST SERVICES GROUP	7,937
COCOPLANS, INC.	264
CHINA BANKING CORPORATION - TRUST GROUP	53,790
CITIBANK N.A.	14,525,928
DEUTSCHE BANK MANILA-CLIENTS A/C	23,846,223
DEUTSCHE BANK MANILA-CLIENTS A/C	38,563
GOVERNMENT SERVICE INSURANCE SYSTEM	3,987,931
THE HONGKONG AND SHANGHAI BANKING CORP. LTD. -CLIENTS' ACCT.	22,136,826
THE HONGKONG AND SHANGHAI BANKING CORP. LTD. -CLIENTS' ACCT.	4,020,522
LAND BANK OF THE PHILIPPINES-TRUST BANKING GROUP	13,668
UCPB GENERAL INSURANCE CO., INC.	8,282
AB CAPITAL & INVESTMENT CORP. - TRUST & INVESTMENT DIV.	22,461
ASIA UNITED BANK - TRUST & INVESTMENT GROUP	111,883
UNITED COCONUT PLANTERS LIFE ASSURANCE CORPORATION	18,630
PNB TRUST BANKING GROUP	90,626
EASTWEST BANKING CORPORATION - TRUST DIVISION	155
SAN MIGUEL CORPORATION RETIREMENT PLAN-STP	20,000
RCBC TRUST & INVESTMENT DIVISION	119,844
RCBC TRUST & INVESTMENT DIVISION - VARIOUS TAXABLE ACCTS	18,988
STANDARD CHARTERED BANK	9,526,013
MBTC - TRUST BANKING GROUP	1,842,674
SOCIAL SECURITY SYSTEM	1,329,778
UNITED COCONUT PLANTERS BANK-TRUST BANKING	80,131
UNITED FUND, INC.	19,789
BDO-TIG SECURITIES SERVICES	17,432
VC SECURITIES CORPORATION	1,126
GRAND TITAN CAPITAL HOLDINGS, INC.	199
TOTAL	87,209,134

If no written notice of any error or correction is received by PDTC within five (5) calendar days from receipt hereof, you shall be deemed to have accepted the accuracy and completeness of the details indicated in this report.

This document is computer generated and requires no signature.

GT CAPITAL HOLDINGS, INC. - COMMON SHARES
 43F GT Tower International, Ayala Ave. cor. H.V. Dela Costa St., Makati City

LIST OF STOCKHOLDERS & THEIR STOCKHOLDINGS (COMMON)

TOP 100 STOCKHOLDERS

As of December 31, 2018


	NAME OF STOCKHOLDER	NUMBER OF SHARES	% OF OWNERSHIP
1	GRAND TITAN CAPITAL HOLDINGS, INC.	111,494,128	55.9323%
2	PCD NOMINEE - NON-FILIPINO	61,696,894	30.9510%
3	PCD NOMINEE - FILIPINO	25,512,240	12.7985%
4	TY, GEORGE SIAO KIAN	207,000	0.1038%
5	TY, ALFRED	103,500	0.0519%
	TY, ARTHUR	103,500	0.0519%
6	TY, MARY VY	102,465	0.0514%
7	BLOOMINGDALE ENTERPRISES, INC.	31,723	0.0159%
8	DE CASTRO, SALUD D.	20,700	0.0104%
9	CHUA, JOSEPHINE TY	9,677	0.0049%
10	CHAN, ASUNCION C.	6,210	0.0031%
11	CHOI, ANITA C.	4,140	0.0021%
12	MAR, PETER OR ANNABELLE C. MAR	3,105	0.0016%
13	BAGUYO, DENNIS G.	2,329	0.0012%
14	CHOI, DAVIS C.	2,070	0.0010%
	CHOI, DENNIS C.	2,070	0.0010%
	CHOI, DIANA C.	2,070	0.0010%
	CROSLO HOLDINGS, CORP.	2,070	0.0010%
15	SYCIP, WASHINGTON Z.	1,863	0.0009%
16	CHUA, ROBERT S.	1,242	0.0006%
17	ANG, GERRY G.	1,035	0.0005%
	BAUTISTA, CARMELO MARIA LUZA	1,035	0.0005%
	BELMONTE, MIGUEL	1,035	0.0005%
	CUA, SOLOMON	1,035	0.0005%
	PARAS, WILFREDO A.	1,035	0.0005%
	PUNO, RODERICO	1,035	0.0005%
	VALENCIA, RENATO C.	1,035	0.0005%
18	TSUMURA, ELEONOR OR MARY HARTI	776	0.0004%
19	CHAM, MARGARET T. ITF INIGO	725	0.0004%
	CHAM, MARGARET T. ITF MARGARIT	725	0.0004%
	CHAM, MARGARET T. ITF PAOLO	725	0.0004%
	CHUA, ALEXANDER GABRIEL TY ITF	725	0.0004%
	CHUA, ALEXANDER GABRIEL TY ITF	725	0.0004%
	CHUA, KENNETH GABRIEL TY ITF	725	0.0004%
	CHUA, KENNETH GABRIEL TY ITF	725	0.0004%
	DY BUNCIO, ANJANETTE TY ITF	725	0.0004%
	DY BUNCIO, ANJANETTE TY ITF	725	0.0004%
	DY BUNCIO, ANJANETTE TY ITF	725	0.0004%
	TY, ALESANDRA T. ITF ALEXA	725	0.0004%
	TY, ALESANDRA VY ITF	725	0.0004%
	TY, ALFRED VY ITF ANDREI	725	0.0004%
	TY, ALFRED VY ITF ARYANE	725	0.0004%
	TY, ALFRED VY ITF AUGUSTO	725	0.0004%

	TY, ARTHUR VY ITF ALISA	725	0.0004%
	TY, ARTHUR VY ITF ANDREW RYAN	725	0.0004%
	TY, ARTHUR VY ITF ARIC JUSTIN	725	0.0004%
20	MEDIACOM EQUITIES, INC.	662	0.0003%
21	CHUA, JEANNE FRANCES T. ITF	518	0.0003%
	ESTEBAN, LINDA S.	518	0.0003%
	KAWPENG, CHRISTOPHER C.	518	0.0003%
	KAWPENG, DANIEL C.	518	0.0003%
	KAWPENG, DAVID C.	518	0.0003%
	KAWPENG, EDWIN C.	518	0.0003%
	KAWPENG, TOMAS C.	518	0.0003%
22	VILLANUEVA, MYRA P.	517	0.0003%
	IBANEZ, DIEGO JUAN ELPIDIO C.	311	0.0002%
	IBANEZ, SEBASTIAN C.	311	0.0002%
	IBAÑEZ, MA. ISABELA C.	311	0.0002%
	LIMOANCO, ALEJANDRO C.	311	0.0002%
	TEO, STEPHEN T. AND/OR TEO,	311	0.0002%
23	CHUA, JEANNE FRANCES T.	207	0.0001%
24	LIM, IRIS VERONICA G.	176	0.0001%
25	BUENAVENTURA, RENE, DE JESUS	104	0.0001%
	GARCIA III, PASCUAL M.	104	0.0001%
	GO, DAVID T.	104	0.0001%
	PUNO, REGIS VILLANUEVA	104	0.0001%
	SEBASTIAN, FRANCISCO C.	104	0.0001%
26	SWANN, JOSE DOMINGO P.	70	0.0000%
27	NOLASCO, MA. CHRISTMAS R.	47	0.0000%
28	ASPILLERA, DAHLIA C.	36	0.0000%
29	PAGAL, EDWIN MACAILAO	25	0.0000%
	PAGAL, MARIA CAROLINA VIDUYA	25	0.0000%
30	GO, FREDERICK D.	10	0.0000%
	SANVICTORES, HECTOR A.	10	0.0000%
	SANVICTORES, JULIUS VICTOR EMM	10	0.0000%
	SOLIVEN, STEPHEN G.	10	0.0000%
31	SHAREHOLDERS' ASSOCIATION OF T	5	0.0000%
32	GONZALEZ, PETER RALPH P. AND CAROLINA RAMIREZ	4	0.0000%
33	AU, OWEN NATHANIEL S.	1	0.0000%
	MARAÑA, MIGUEL DC OR BITUIN	1	0.0000%

CERTIFIED CORRECT:


ALLARSON B. CAPERIÑA

Assistant Manager


WALTER R. BRIONES

Manager

The PSE makes no representation on the accuracy, validity, correctness and completeness of the information stated in the respective PORs of listed companies. The PSE shall use the information contained in the POR submitted by the company in computing a company's weight in the index and this may be updated or adjusted consistent with the policy of the Exchange in managing the PSEi and sector indices.



GT Capital Holdings, Inc. GTCAP

PSE Disclosure Form POR-1 - Public Ownership Report
Reference: Amended Rule on Minimum Public Ownership

Report Type

- Monthly
 Quarterly
 Others

Report Date	Dec 31, 2018
-------------	--------------

Computation of Public Ownership

Number of Issued and Outstanding Common Shares	199,337,584
Less: Number of Treasury Common Shares, if any	-
Number of Outstanding Common Shares	199,337,584

Less :

A. Directors

Name	Direct	Indirect	Total direct & indirect shares	% to Total Outstanding Shares
Arthur Vy Ty	103,500	12,174	115,674	0.06
Alfred Vy Ty	103,500	12,174	115,674	0.06
Francisco C. Sebastian	104	93,150	93,254	0.05
Carmelo Maria Luza Bautista	1,035	12,420	13,455	0.01

Jaime Miguel G. Belmonte	1,035	0	1,035	0
Wilfredo A. Paras	1,035	0	1,035	0
David T. Go	104	0	104	0
Renato C. Valencia	1,035	0	1,035	0
Regis V. Puno	104	0	104	0
Pascual M. Garcia III	104	0	104	0
Rene J. Buenaventura	104	0	104	0
	211,660	129,918	341,578	0.18

B. Officers

Name	Direct	Indirect	Total direct & indirect shares	% to Total Outstanding Shares
Anjanette Ty Dy Buncio	0	50,504	50,504	0.03
Alesandra T. Ty	0	17,865	17,865	0.01
Antonio V. Viray	0	0	0	0
Jocelyn Y. kho	0	0	0	0
Francisco H. Suarez, Jr.	0	5,175	5,175	0
Jose B. Crisol, Jr.	0	0	0	0
Winston Andrew L. Peckson	0	281	281	0
Susan E. Cornelio	0	0	0	0
Leo Paul C. Maagma	0	0	0	0
Reyna Rose P. Manon-Og	0	204	204	0
Renee Lynn M. Atienza	0	47	47	0
Antonio P. A. Zara III	0	0	0	0
Farrah Lyra Q. De Ala	0	287	287	0
	0	74,363	74,363	0.04

C. Principal/Substantial Stockholders

Name	Direct	Indirect	Total direct & indirect shares	% to Total Outstanding Shares
Grand Titan Capital Holdings, Inc.	111,494,128	0	111,494,128	55.93
	111,494,128	0	111,494,128	55.93

D. Affiliates

Name	Direct	Indirect	Total direct & indirect shares	% to Total Outstanding Shares
0	0	0	0	0
	0	0	0	0

E. Government

Name	Direct	Indirect	Total direct & indirect shares	% to Total Outstanding Shares
0	0	0	0	0
	0	0	0	0

F. Banks

Name	Direct	Indirect	Total direct & indirect shares	% to Total Outstanding Shares
0	0	0	0	0
	0	0	0	0

G. Employees

Name	Direct	Indirect	Total direct & indirect shares	% to Total Outstanding Shares
0	0	0	0	0
	0	0	0	0

H. Lock-Up Shares

Name	Direct	Indirect	Total direct & indirect shares	% to Total Outstanding Shares
0	0	0	0	0
	0	0	0	0

I. Others

Name	Direct	Indirect	Total direct & indirect shares	% to Total Outstanding Shares
0	0	0	0	0
	0	0	0	0

Number of Listed Common Shares	199,337,584
Total Number of Non-Public Shares	111,910,069
Total Number of Shares Owned by the Public	87,427,515
Public Ownership Percentage	43.86

Other Relevant Information
None.

Filed on behalf by:

Name	Danielle Alessandra Crisostomo
Designation	Legal and Compliance Officer