December 4, 2014

PDEx TRADE VOLUME TRENDS
Philippine Dealing & Exchange Corp. (PDEx)
(in million pesos)

	Today	Previous Day	Week Ago	Month Ago
	12/04/14	12/03/14	11/27/14	11/04/14
T-BILL	525.91	1,616.96	1,390.20	3,048.05
FXTN	16,696.70	16,834.05	17,124.38	38,279.30
RTB	667.59	151.66	1,324.49	1,361.75
ABS	0.00	0.00	0.00	0.00
AC	3.50	6.00	6.40	24.46
AEV	0.00	3.00	0.00	0.00
ALI	0.00	44.00	14.00	26.78
AP	0.00	0.00	2.00	0.00
BB2SPT	0.00	0.01	0.00	0.00
CHI	0.00	0.00	0.00	0.00
CPG	0.00	0.00	0.00	0.00
EDC	49.10	0.00	1.00	1.00
FDC	0.00	0.80	0.00	1.30
FLI	295.65	0.00	0.00	1.00
FMIC	0.00	0.00	0.00	0.00
GLO	2.40	0.00	1.00	0.00
GTCAP	0.00	1.00	4.00	0.00
JGS	17.00	20.76	0.00	0.00
MBT	0.00	0.00	0.00	0.00
MEG	0.00	0.00	2.00	0.00
MER	0.00	0.00	0.00	2.00
MNTC	0.00	0.00	0.00	4.00
PNX	0.00	0.00	0.00	0.00
PSALM	2.50	2.50	18.75	0.00
ROCK	0.00	0.00	0.00	0.00
SM	0.00	18.00	0.00	16.00
SMB	0.00	2.73	21.50	11.70
SMPH	0.00	1.00	0.00	3.20
TDI	0.00	0.00	0.00	0.00
TEL	1.25	0.00	0.00	0.00
VLL	0.00	0.00	0.00	0.00
RCBC	0.00	0.00	0.00	0.00
UCPB	0.00	0.00	0.00	0.00
TOTAL PHP VOLUME	**18,261.60**	**18,702.47**	**19,909.72**	**42,780.54**
MRTB (in $)	0.00	0.00	0.00	0.00
ODB (in $)	0.10	0.00	0.77	0.44
TOTAL USD VOLUME	**0.10**	**0.00**	**0.77**	**0.44**

PDST-F FIXING RATES
Philippine Dealing & Exchange Corp. (PDEx)
Thursday, December 04, 2014

Tenor	Today	Previous Day	+/-	Week Ago	+/-	Month Ago	+/-
	12/04/14	12/03/14		11/27/14		11/04/14	
1M	1.8938	1.8792	0.0146	1.6687	0.2251	1.6729	0.2209
3M	1.8187	1.8000	0.0187	1.6625	0.1562	1.5229	0.2958
6M	2.0887	2.0875	0.0012	1.9188	0.1699	1.7933	0.2954
1Y	2.2864	2.2979	-0.0115	2.1667	0.1197	1.9333	0.3531
2Y	2.9409	2.9437	-0.0028	2.9104	0.0305	2.6500	0.2909
3Y	3.3104	3.3042	0.0062	3.3083	0.0021	2.8167	0.4937
4Y	3.4114	3.4104	0.0010	3.4250	-0.0136	3.3727	0.0387
5Y	3.4545	3.4958	-0.0413	3.4375	0.0170	4.0271	-0.5726
7Y	3.9955	3.8667	0.1288	4.0396	-0.0441	4.0292	-0.0337
10Y	4.3091	4.2521	0.0570	4.2146	0.0945	4.0788	0.2303
20Y	5.1417	5.1375	0.0042	5.1729	-0.0312	4.9750	0.1667
25Y	4.7646	4.7042	0.0604	4.7667	-0.0021	4.8667	-0.1021

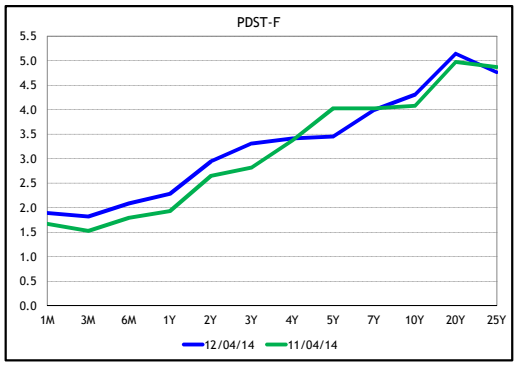

PDST-R1 (AM)
Philippine Dealing & Exchange Corp. (PDEx)
Thursday, December 04, 2014

Tenor	Today	Previous Day	+/-	Week Ago	+/-	Month Ago	+/-
	12/04/14	12/03/14		11/27/14		11/04/14	
1M	1.7500	1.7500	0.0000	1.5000	0.2500	1.4500	0.3000
3M	1.6500	1.4200	0.2300	1.5000	0.1500	1.2249	0.4251
6M	1.9150	1.9250	-0.0100	1.7500	0.1650	1.6250	0.2900
1Y	2.1000	2.1250	-0.0250	2.0000	0.1000	1.6850	0.4150
2Y	2.4600	2.4750	-0.0150	2.4750	-0.0150	2.3750	0.0850
3Y	2.9500	2.8500	0.1000	2.7000	0.2500	2.5250	0.4250
4Y	3.2250	3.2250	0.0000	3.1500	0.0750	2.8507	0.3743
5Y	3.2700	3.2695	0.0005	3.2398	0.0302	3.3000	-0.0300
7Y	3.8000	3.6000	0.2000	3.7750	0.0250	3.7750	0.0250
10Y	3.7128	3.7225	-0.0097	3.7068	0.0060	3.9285	-0.2157
20Y	4.9750	4.9750	0.0000	5.0000	-0.0250	4.7500	0.2250
25Y	4.5921	4.6000	-0.0079	4.4964	0.0957	4.7931	-0.2010

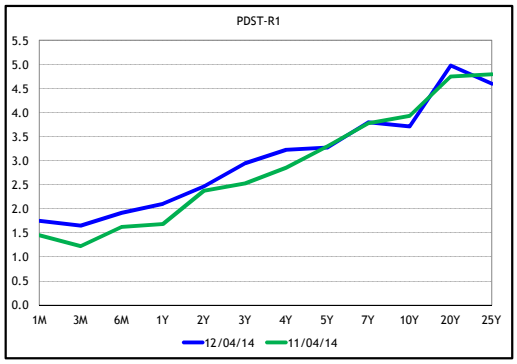

PDST-R2 (PM)
Philippine Dealing & Exchange Corp. (PDEx)
Thursday, December 04, 2014

Tenor	Today	Previous Day	+/-	Week Ago	+/-	Month Ago	+/-
	12/04/14	12/03/14		11/27/14		11/04/14	
1M	1.7500	1.4080	0.3420	1.5000	0.2500	1.5767	0.1733
3M	1.6500	1.4220	0.2280	1.5000	0.1500	1.2185	0.4315
6M	1.9150	1.9250	-0.0100	1.7500	0.1650	1.6250	0.2900
1Y	2.1000	2.1250	-0.0250	2.0000	0.1000	1.6850	0.4150
2Y	2.4600	2.4750	-0.0150	2.4750	-0.0150	2.3000	0.1600
3Y	2.9500	2.8500	0.1000	2.9000	0.0500	2.4397	0.5103
4Y	3.2250	3.2250	0.0000	3.1500	0.0750	2.8510	0.3740
5Y	3.2649	3.2687	-0.0038	3.2434	0.0215	3.3000	-0.0351
7Y	3.8000	3.6000	0.2000	3.5480	0.2520	3.7750	0.0250
10Y	3.7076	3.7193	-0.0117	3.7087	-0.0011	3.9290	-0.2214
20Y	4.9750	4.9750	0.0000	5.0000	-0.0250	4.7500	0.2250
25Y	4.5474	4.5438	0.0036	4.5267	0.0207	4.7924	-0.2450

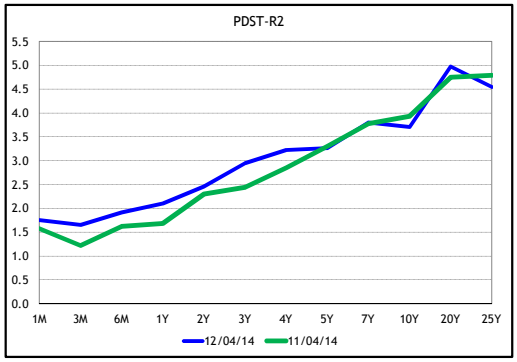

FOOTNOTE: PDST-F are the calculated average of the best 60% of firm BID rates posted by designated market-making banks for the 12 benchmark tenors at 11:15am daily.
PDST-R1 Benchmarks are calculated from the weighted average yields of done transactions or best firm bid rates as the case may be for the 12 benchmark tenors at 11:15am daily.
PDST-R2 Benchmarks are calculated from the weighted average yields of done transactions or best firm bid rates as the case may be for the 12 benchmark tenors at 4:15 PM daily.