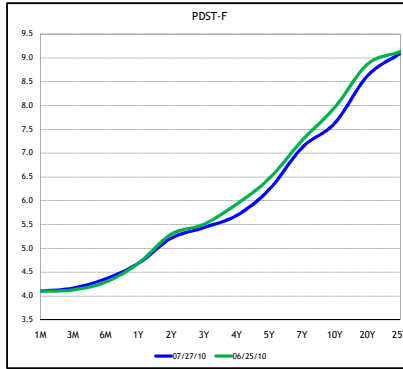
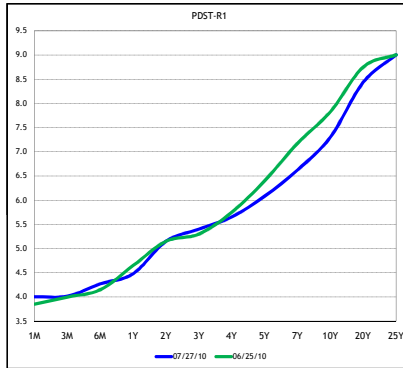


PDEx TRADE VOLUME TRENDS				
Philippine Dealing & Exchange Corp. (PDEx)				
(in million pesos)				
	Today	Previous Day	Week Ago	Month Ago
	07/27/10	07/26/10	07/20/10	06/25/10
T-Bills	3,502.61	384.97	849.86	271.75
FXTNs	21,743.94	3,705.76	10,935.79	10,055.73
RTBs	279.79	20.97	584.18	178.58
ZERO CPNs	0.12	0.00	0.00	0.00
SPTBs	0.00	0.00	0.00	0.00
AC	0.00	0.00	0.00	2.00
ALI	0.00	0.00	2.20	0.00
MWC	0.00	0.00	0.00	0.00
GLO	0.00	0.00	0.00	0.00
SMB	0.00	1.76	11.00	0.30
MEG	0.00	0.00	0.00	0.00
EDC	1.88	3.00	0.60	3.00
RLC	4.10	0.00	0.00	0.00
FLI	0.00	0.00	0.00	5.70
PSALM	2.27	3.97	0.00	77.14
JGS	0.00	0.00	0.00	0.00
MBT	0.00	0.00	2.00	0.00
RCBC	0.00	0.00	0.00	0.00
TOTAL	25,534.70	4,120.44	12,385.63	10,594.20
MRTB (in \$)	0.00	0.00	0.00	0.00

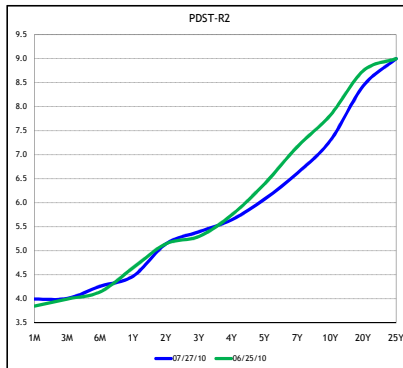
PDST-F (MARTI) FIXING RATES							
Philippine Dealing & Exchange Corp. (PDEx)							
Tuesday, July 27, 2010							
Tenor	Today	Previous Day	+/-	Week Ago	+/-	Month Ago	+/-
	07/27/10	07/26/10		07/20/10		06/25/10	
1M	4.1050	4.1173	-0.0123	4.0885	0.0165	4.1019	0.0031
3M	4.1685	4.1438	0.0247	4.1558	0.0127	4.1296	0.0389
6M	4.3654	4.3458	0.0196	4.3415	0.0239	4.2940	0.0714
1Y	4.6885	4.7269	-0.0384	4.7331	-0.0446	4.6896	-0.0011
2Y	5.2173	5.2442	-0.0269	5.2346	-0.0173	5.2992	-0.0819
3Y	5.4404	5.4712	-0.0308	5.4135	0.0269	5.5069	-0.0665
4Y	5.6942	5.6827	0.0115	5.6823	0.0119	5.9329	-0.2387
5Y	6.2423	6.2650	-0.0227	6.3577	-0.1154	6.4712	-0.2289
7Y	7.1212	7.1327	-0.0115	7.2404	-0.1192	7.2685	-0.1473
10Y	7.6346	7.6308	0.0038	7.7250	-0.0904	7.9635	-0.3289
20Y	8.6288	8.5800	0.0488	8.6838	-0.0550	8.8688	-0.2400
25Y	9.0981	9.1023	-0.0042	9.1069	-0.0088	9.1288	-0.0307
05-65	5.1100	5.1212	-0.0112				
07-43	5.2646	5.2788	-0.0142				
05-67	5.5231	5.5392	-0.0161				
07-48	6.2346	6.2723	-0.0377	6.4462	-0.2116	6.8267	-0.5921
10-42	6.4012	6.3923	0.0089	6.6465	-0.2453	6.9858	-0.5846



PDST-R1 (AM)							
Philippine Dealing & Exchange Corp. (PDEx)							
Tuesday, July 27, 2010							
Tenor	Today	Previous Day	+/-	Week Ago	+/-	Month Ago	+/-
	07/27/10	07/26/10		07/20/10		06/25/10	
1M	4.0000	4.1000	-0.1000	4.0500	-0.0500	3.8526	0.1474
3M	4.0121	4.1000	-0.0879	3.9994	0.0127	4.0000	0.0121
6M	4.2673	4.3000	-0.0327	4.2500	0.0173	4.1500	0.1173
1Y	4.4775	4.7000	-0.2225	4.6750	-0.1975	4.6500	-0.1725
2Y	5.1500	5.1500	0.0000	5.0750	0.0750	5.1500	0.0000
3Y	5.4000	5.4000	0.0000	5.2750	0.1250	5.3000	0.1000
4Y	5.6500	5.6000	0.0500	5.5289	0.1211	5.7500	-0.1000
5Y	6.0805	6.1500	-0.0695	6.2500	-0.1695	6.4000	-0.3195
7Y	6.6236	6.9000	-0.2764	6.7344	-0.1108	7.1750	-0.5514
10Y	7.3000	7.5000	-0.2000	7.4250	-0.1250	7.8250	-0.5250
20Y	8.4350	8.4750	-0.0400	8.6000	-0.1650	8.7500	-0.3150
25Y	9.0000	8.9750	0.0250	9.0000	0.0000	9.0000	0.0000
05-65	5.0000	5.0000	0.0000				
07-43	5.1750	5.1750	0.0000				
05-67	5.4417	5.4600	-0.0183				
07-48	6.1345	6.2000	-0.0655	6.2903	-0.1558	6.7525	-0.6180
10-42	6.2496	6.2250	0.0246	6.5093	-0.2597	6.9025	-0.6529



PDST-R2 (PM)							
Philippine Dealing & Exchange Corp. (PDEx)							
Tuesday, July 27, 2010							
Tenor	Today	Previous Day	+/-	Week Ago	+/-	Month Ago	+/-
	07/27/10	07/26/10		07/20/10		06/25/10	
1M	3.7785	3.9000	-0.1215	3.8803	-0.1018	3.8482	-0.0697
3M	3.9496	4.1000	-0.1504	4.0258	-0.0762	4.0000	-0.0504
6M	4.2634	4.3000	-0.0366	4.2500	0.0134	4.1500	0.1134
1Y	4.4736	4.6000	-0.1264	4.6750	-0.2014	4.6500	-0.1764
2Y	5.1500	5.1250	0.0250	5.0750	0.0750	5.1500	0.0000
3Y	5.4000	5.4000	0.0000	5.2750	0.1250	5.2800	0.1200
4Y	5.6000	5.6000	0.0000	5.5368	0.0632	5.7541	-0.1541
5Y	6.0817	6.1500	-0.0683	6.2500	-0.1683	6.3750	-0.2933
7Y	6.6236	6.9000	-0.2764	6.7363	-0.1127	7.0146	-0.3910
10Y	7.3832	7.5000	-0.1168	7.4188	-0.0356	7.8000	-0.4168
20Y	8.4321	8.4500	-0.0179	8.6000	-0.1679	8.7500	-0.3179
25Y	9.0000	8.9500	0.0500	9.0000	0.0000	9.0000	0.0000
05-65	5.0000	4.8500	0.1500				
07-43	5.1409	5.1500	-0.0091				
05-67	5.4436	5.4575	-0.0139				
07-48	6.1342	6.1560	-0.0218	6.3125	-0.1783	6.7496	-0.6154
10-42	6.2546	6.2727	-0.0181	6.5276	-0.2730	6.9141	-0.6595



FOOTNOTE: PDST-F are the calculated average of the best 60% of firm BID rates posted by designated market-making banks for the original 12 tenors and the new tenor points for Distinct Securities at 11:16am daily.
 PDST-R1 Benchmarks are calculated from the weighted average yields of done transactions or best firm bid rates as the case maybe for the original 12 tenors and the new tenor points for the Distinct Securities at 11:16am daily.
 PDST-R2 Benchmarks are calculated from the weighted average yields of done transactions or best firm bid rates as the case maybe for the original 12 tenors and the new tenor points for Distinct Securities as of 4:15 PM daily.
 The new table incorporate the Distinct Tenor Points for distinct securities added as eligible for benchmark rates based on outstanding issue size and remaining tenor.

Philippine Dealing & Exchange Corp. (PDEx)	
(as of 11:16am)	
Tenor	Today
1M	4.0500
3M	4.0750
6M	4.2250
1Y	4.5500
2Y	5.1250
3Y	5.3000
4Y	5.6000
5Y	6.1500
7Y	7.0000
10Y	7.5000
20Y	8.4500
25Y	8.9500
05-65	4.9500
07-43	5.1750
05-67	5.4650
07-48	6.2000
10-42	6.3500